






Completely Adjustable Lameness Treatment for Laminitis, Founder & Navicular Syndrome



**The Equine Digit
Support System**

Why use the Equine Digit Support System for Treating Laminitis, Founder & Navicular Syndrome?

The EDSS addresses the essential needs of the foot throughout the healing process of the lameness disease:

-  *Evenly distributed support for the whole caudal aspect of the foot.*
-  *Optimize leverage reduction relative to the tip of PIII.*
-  *Multiple safeguards to protect and support PIII.*
-  *Use of the rail and insert components allow for easy adjustment without removing the shoe and pad.*
-  *Adjustments to suit the comfort level of the horse can be made several times between resets without removing the shoes and pads.*



The EDSS Shoe

Patented Breakover Design for optimal placement on the foot relative to the tip of PIII.



Pre-drilled and tapped hole for attachment of the EDSS Pad.

Rails mount to the inside of the nail holes to allow for easier medial/lateral leverage reduction.

The foot side of the shoe is seated-out in the toe and toe-quarter regions to eliminate the chance of any sole pressure and to allow the pad to be pulled away from the sole at the toe. (This is an extremely important feature when treating severe laminitis!)

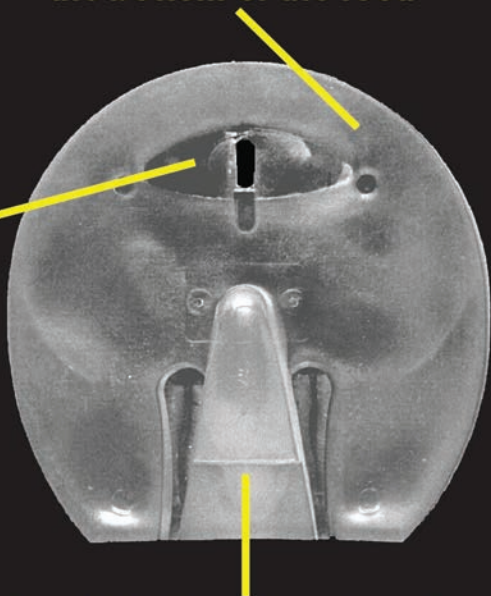
The EDSS Pad

The EDSS Pad is made of a semi-transparent Urethane for durability and for visual access to the bottom of the foot.

A stainless steel insert embedded within the toe portion of the pad makes for a firm attachment to the EDSS Shoe and pulls the foot surface of the pad into the seated-out area of the shoe, away from sole at the tip of PIII.

(This is an extremely important feature when treating severe laminitis!)

A molded frog piece transfers support to the caudal part of the foot. It is also keyed for easily and firmly attaching the EDSS Frog Inserts.



The EDSS Wedge Rails


There are three (3) Elevations of Wedge Rails that attach to the EDSS Shoe with a stainless-steel machine screw. The rails allow for easy adjustment of the tension on the DDFT. The rails can be adjusted as often as necessary to meet the comfort needs of the horse.

The Wedge Rail is held in place with the assistance of a tapered peg that is precisely fitted to the pre-drilled EDSS Shoe.



The EDSS Frog Inserts

The Frog Inserts are made of a slip-resistant Urethane for optimal durability.



There are three (3) elevations of Base Inserts for a firm attachment to the EDSS Pad.

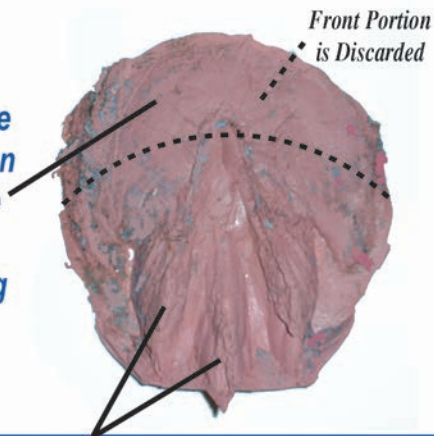
There are three (3) elevations of Cap Inserts with off-set screw holes for firm attachment to the Base Inserts when additional caudal support is needed.

Adjustments with the Frog Inserts can be made as often as necessary to meet the comfort needs of the horse.


EDSS Sole Support Impression Material

EDSS Impression Material is a two (2) part material that when mixed together in equal parts will cure (set-up) to a durable, yet flexible rubber-like mold. Its purpose is to distribute support more evenly across the solar surface of the foot. It helps to increase blood flow, improve heel quality, and enhance the overall health & efficiency of the foot.

The EDSS Impression Material is a primary component when treating laminitis and founder with the Equine Digit Support System. The impression mold can be trimmed away from the most painful area of the sole to ensure a comfortable weight-bearing surface in the least painful part of the foot.



The Impression Material replicates the job of firm dirt compaction for support by filling the commissures and central sulcus of the frog.



Complete support of the sole surface with Impression Material is important when treating Navicular Syndrome, contracted heels, and quarter cracks. The application differs slightly from the laminitis treatment by not trimming any impression material from the sole surface.

EDSS Sole Support Impression Material & The EDSS Impression Pad



2lb. - 4lb. - 6lb. Units Available

Available in
Three (3)
Consistencies:
SOFT – Blue
REGULAR – Pink
FIRM - Yellow

The EDSS Impression Pad is a very hard, flat plastic pad that is only used in conjunction with the Impression Material. It is taped on the bottom of the foot over the Impression Material so that the horse can bear weight while the material cures. Once the material is set, the Impression Pad is removed and you have a perfectly flat surface to apply the more permanent EDSS Pad.



EDSS Instruction Video

The EDSS Instruction Video is the most CRITICAL component of the EDSS treatment materials. This video is an in-depth and comprehensive guide for hoof preparation, system application, parts adjustment and troubleshooting tips when using the Equine Digit Support System. It is intended for use by professional farriers and veterinarians.

This essential instruction material will yield the most optimal results in the treatment process, and in many cases will help return the horse to a pre-disease condition.



There is an Instruction Booklet that accompanies the video for reference use in the field.

EDSS Styrofoam Support Blocks

For the Treatment of Acute Laminitis

The EDSS Styrofoam Support Blocks are applied to the afflicted feet as soon as laminitis or founder is suspected. It will allow the horse to bear weight on the caudal part of the foot and help support the horse in this critical and painful stage of the disease. Once the Styrofoam is crushed, the front portion can be trimmed away to eliminate any sole contact beneath the tip of PIII, and the crushed back portion is reapplied to continue to offer support.



Leading Laminitis Experts and Veterinary Universities use Styrofoam Support Blocks to Minimize Complications and Increase the Chances of Pre-Disease Recovery!

Equine Digit Support System, Inc. - 506 State Hwy 115 - Penrose, CO 81240

Phone: (719) 372-7463 - Fax: (719) 372-7272 - www.edsshooftcare.com